

Features

Unregulated Converters

Rev.2

- Custom Solutions Available
- 1kVDC Isolation
- No External Components Required
- Optional Continuous Short Circuit Protected
- UL94V-0 Package Material
- No Heatsink Required
- Efficiency to 87 %

ECONOLINE

DC/DC-Converter

RI Series

2 Watt

SIP4

Single Output

Description

The RI series has been specifically designed for applications where board space is at a premium since these 2 Watt converters have only a slightly larger foot print than the RO series 1 Watt converters.

With efficiencies up to 87%, the full output power is available over the operating temperature range -40°C to +85°C and the converters can be used in ambient temperatures of up to 100°C with derating. The wide selection of input voltage and output voltage options plus an I/O-Isolation of 1kVDC as standard makes these converters suitable for many industrial applications.

Selection Guide

Part Number SIP4	Input Voltage (VDC)	Output Voltage (VDC)	Output Current (mA)	Efficiency (%)
RI-xx05S	5, 12, 15, 24	5	400	78-83
RI-xx12S	5, 12, 15, 24	12	167	80-85
RI-xx15S	5, 12, 15, 24	15	133	80-85

xx = Input Voltage. Other input and output voltage combinations available on request.

* add Suffix "P" for Continuous Short Circuit Protection, e.g. RI-0505S/P

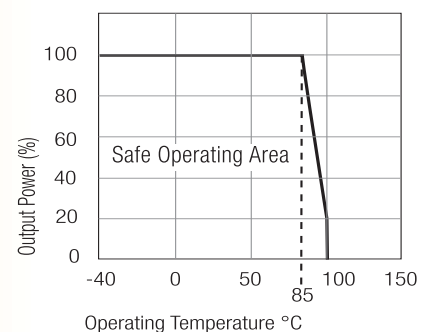


Specifications (measured at $T_A = 25^\circ\text{C}$, nominal input voltage, full load and after warm-up)

Input Voltage Range		$\pm 10\%$	
Output Voltage Accuracy		$\pm 5\%$	
Line Voltage Regulation		1.2%/1% of V_{in} typ.	
Load Voltage Regulation (10% to 100% full load)	5V output type 12V, 15V output types	15% max. 10% max.	
Output Ripple and Noise (20MHz limited)		200mVp-p max.	
Operating Frequency		35kHz min. / 50kHz typ. / 85kHz max.	
Efficiency at Full Load		70% min. / 80% typ.	
No Load Power Consumption		142mW min. / 185mW typ. / 350mW max.	
Maximum Capacitive Load		47 μF	
Isolation Voltage	(tested for 1 second)	1000VDC min.	
Rated Working Voltage	(long term isolation)	see Application Notes	
Isolation Capacitance		30pF min. / 85pF max.	
Isolation Resistance		10 $\text{G}\Omega$ min.	
Short Circuit Protection P-Suffix		1 Second Continuous	
Operating Temperature Range (free air convection)		-40°C to +85°C (see Graph)	
Storage Temperature Range		-55°C to +125°C	
Relative Humidity		95% RH	
Package Weight		1.4g	
MTBF (+25°C)	} Detailed Information see Application Notes chapter "MTBF"	using MIL-HDBK 217F	845 x 10 ³ hours
(+85°C)		using MIL-HDBK 217F	160 x 10 ³ hours

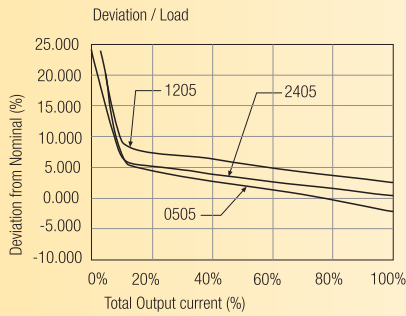
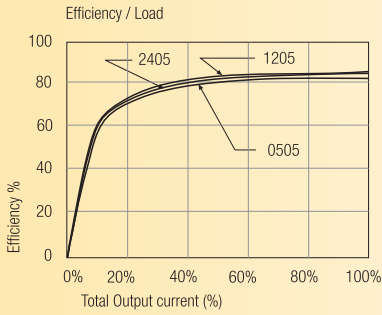
Derating-Graph

(Ambient Temperature)

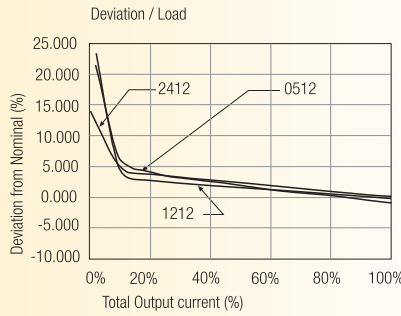
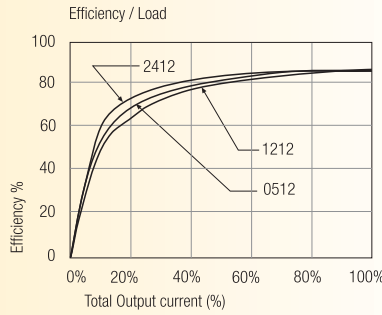


Typical Characteristics

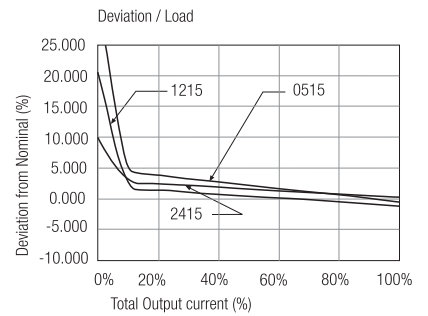
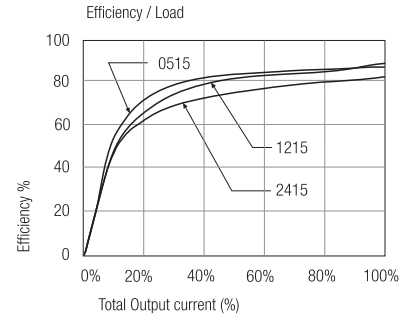
RI-xx05S



RI-xx12S



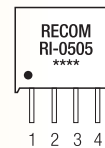
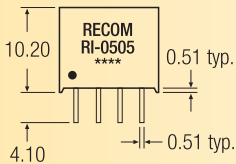
RI-xx15S



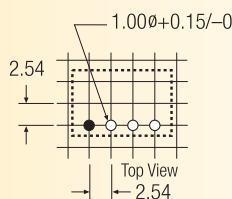
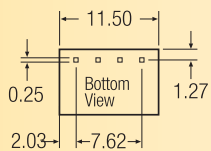
Package Style and Pinning (mm)



4 PIN SIP Package



Recommended Footprint Details



Pin Connections

Pin #	Dual
1	-Vin
2	+Vin
3	-Vout
4	+Vout
XX.X	± 0.5 mm
XX.XX	± 0.25 mm